






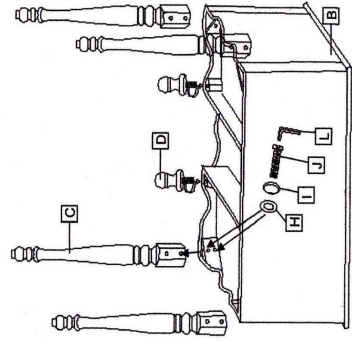
ASSEMBLY INSTRUCTION FOR ACME FURNITURE

COMPONENT PARTS		
DESCRIPTION	PART NAME	Q ' TY (PCS)
①	Table top	1PCS
②	Table Leg	4PCS
③	Stool Leg	4PCS
④	Mirror	1PCS

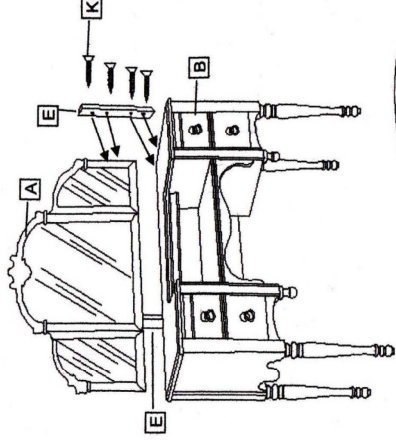
HARDWARES REQUIRED			
DESCRIPTION	APPEARANCE	PART NAME	SIZE
A		L-AKKEN KEY	5mm
B		BOLT	5 / 16*1 1/2
C		Lock Washer	5 / 16
D		Flat Washer	5 / 16*19mm
E		Screw	8*1 1/2

HOW to assemble:

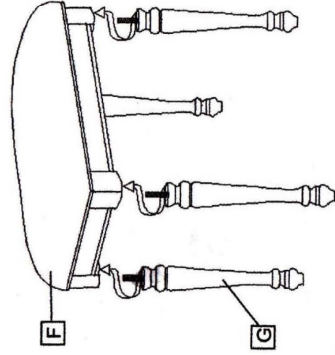
STEP 1:



STEP 2:



STEP 3:



STEP 4:

